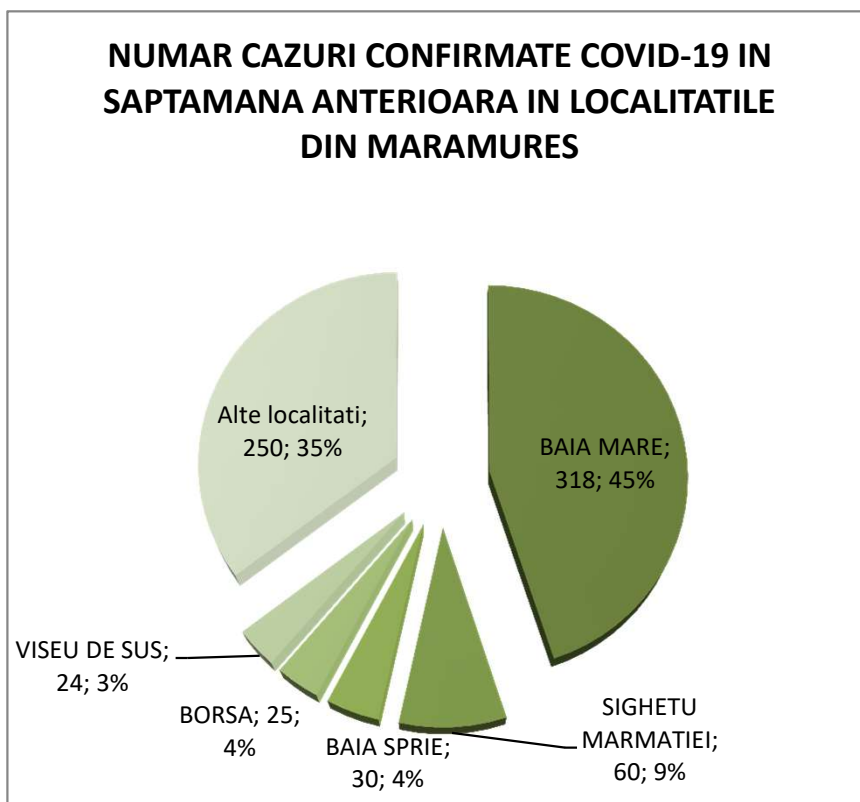
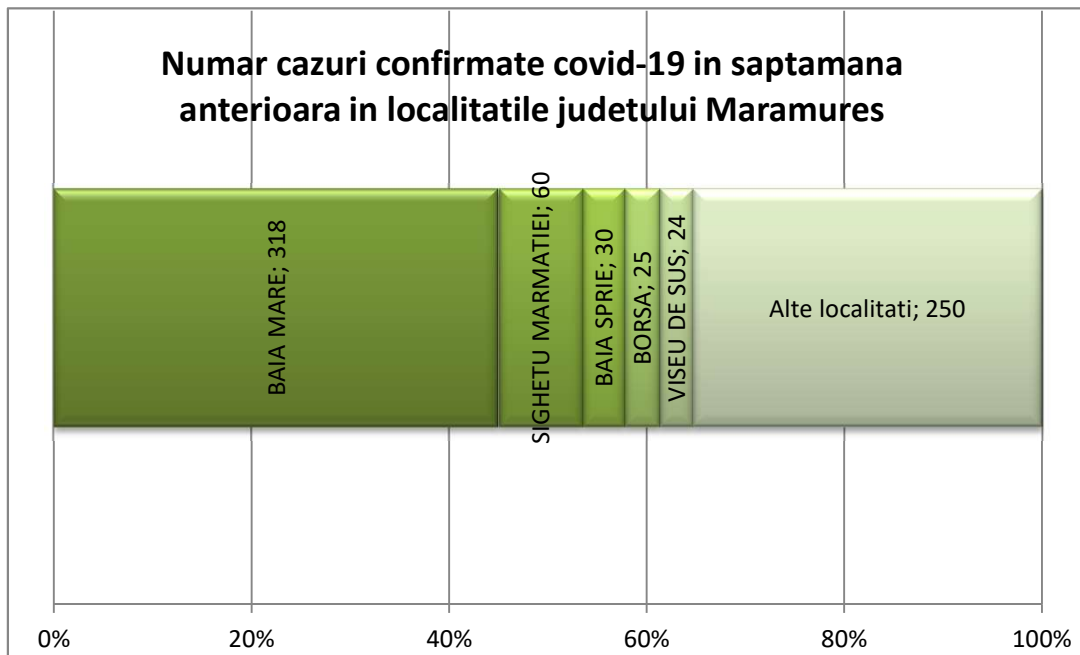


Covid 19 Raport saptamanal de supraveghere

Date raportate pana la data de 25.10.2020 in judetul Maramures

In saptamana 19.10.2020 - 25.10.2020, in judetul Maramures s-au inregistrat un numar de 707 cazuri confirmate Covid-19.

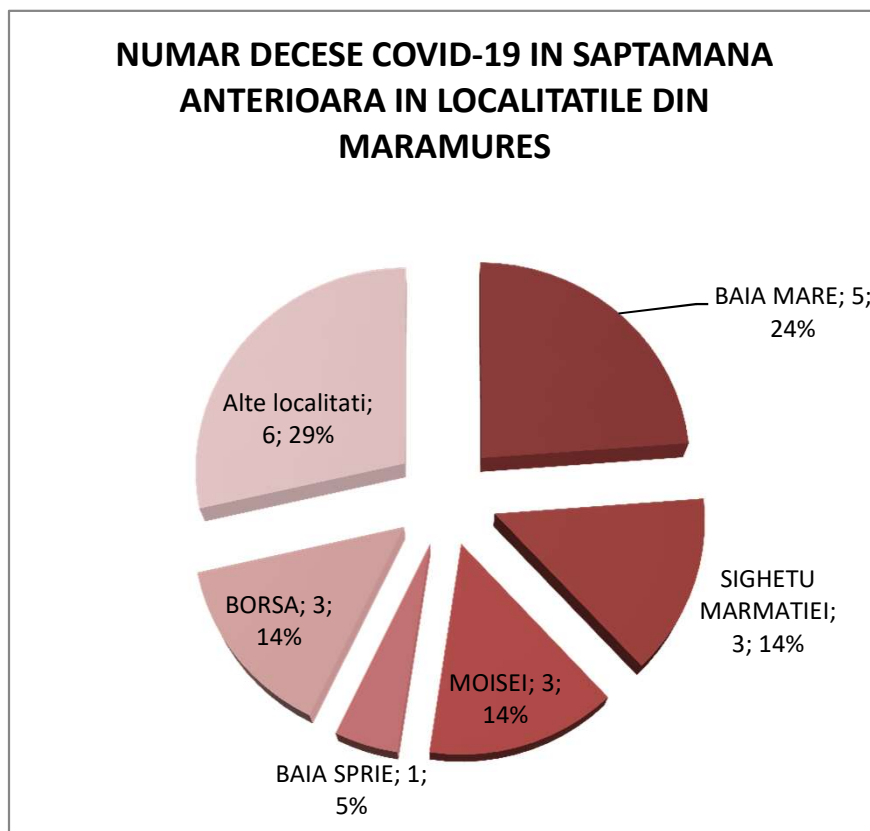
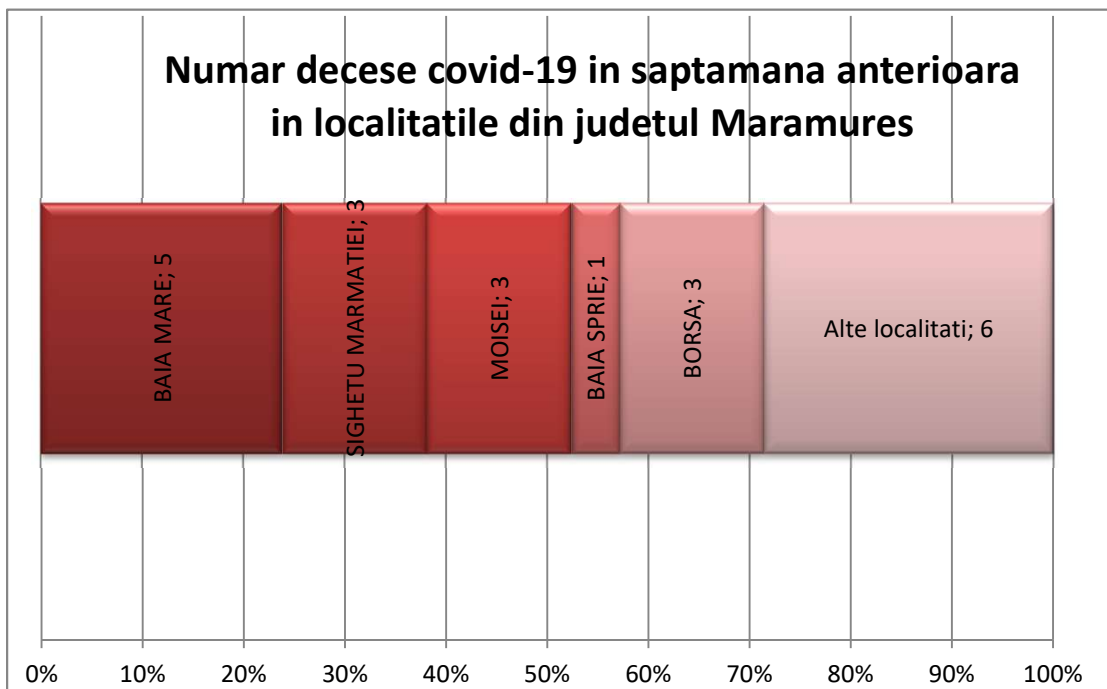
In aceasta saptamana , 64.64% din totalul cazurilor confirmate s-au inregistrat in localitatile BAIA MARE, SIGHETU MARMATIEI, BAIA SPRIE, BORSA si VISEU DE SUS.



Covid 19 Raport saptamanal de supraveghere Date raportate pana la data de 25.10.2020 in judetul Maramures

In saptamana 19.10.2020 - 25.10.2020, in judetul Maramures s-au inregistrat un numar de 21 decese Covid-19.

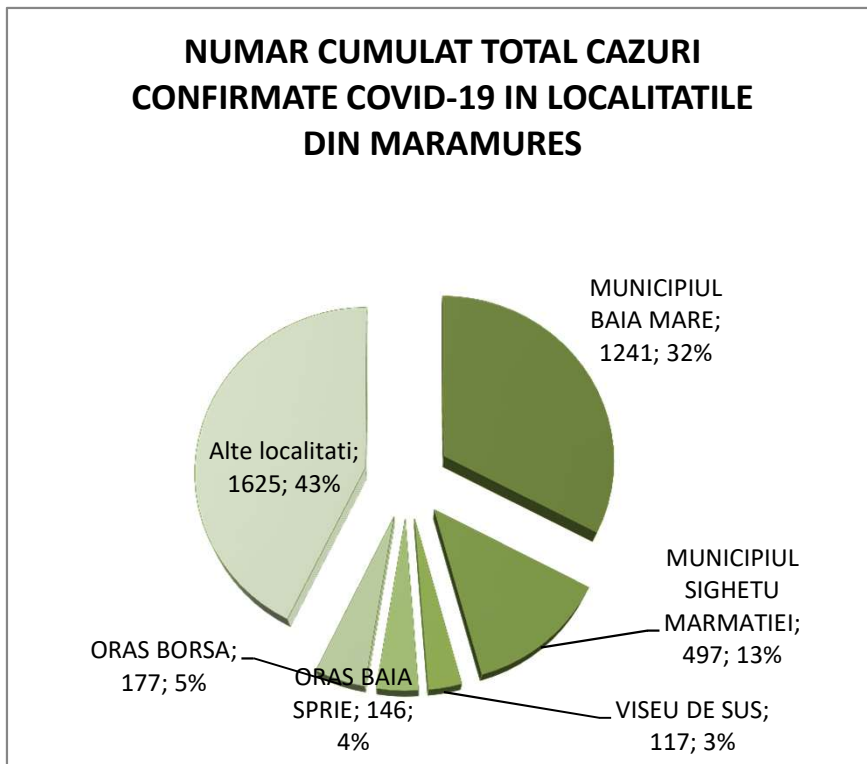
In aceasta saptamana , 71.43% din totalul deceselor s-au inregistrat in localitatile BAIA MARE, SIGHETU MARMATIEI, MOISEI, BAIA SPRIE si BORSA.



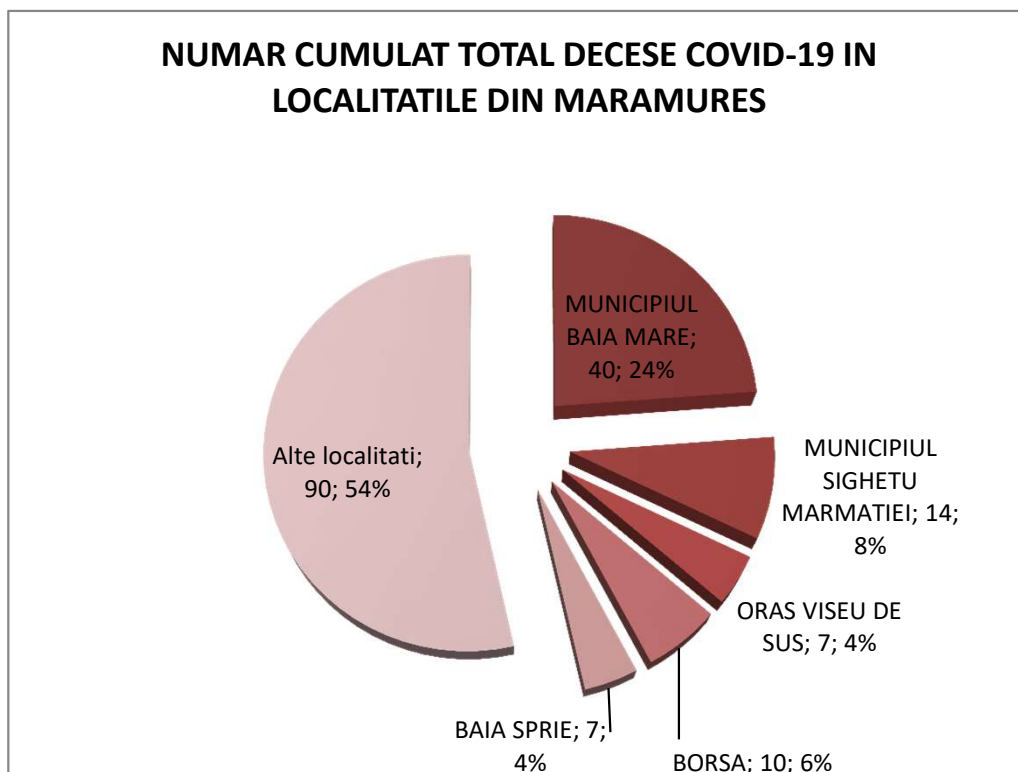
Covid 19 Raport saptamanal de supraveghere

Date raportate pana la data de 25.10.2020 in judetul Maramures

In perioada cuprinsa intre luna martie 2020 si data de 25.10.2020, in judetul Maramures s-au inregistrat un numar total de 3803 cazuri confirmate Covid-19.

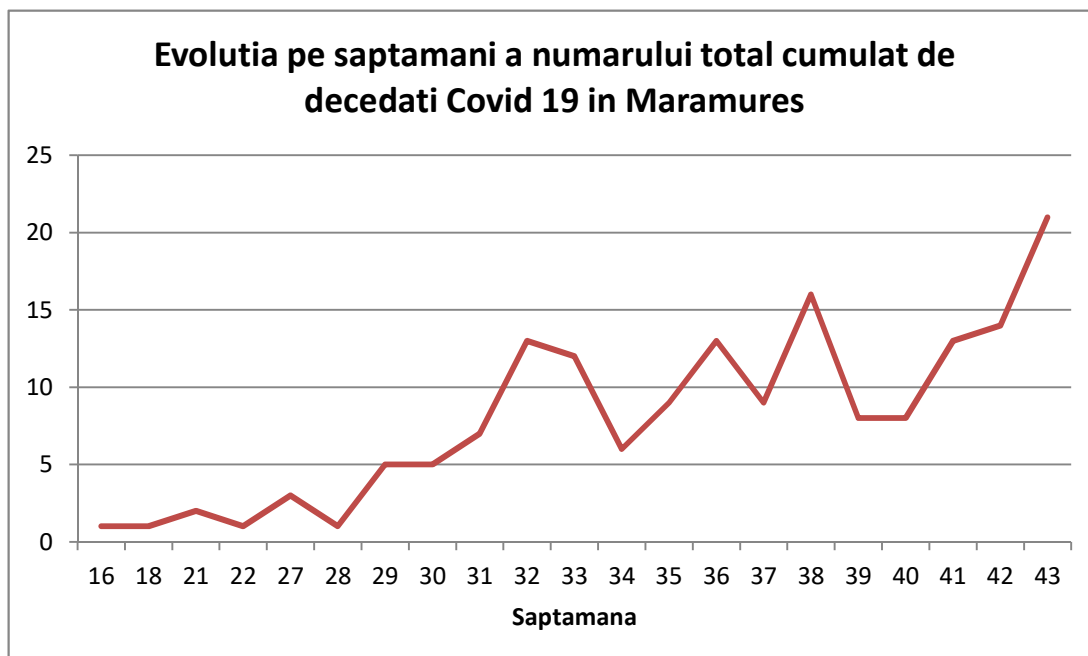
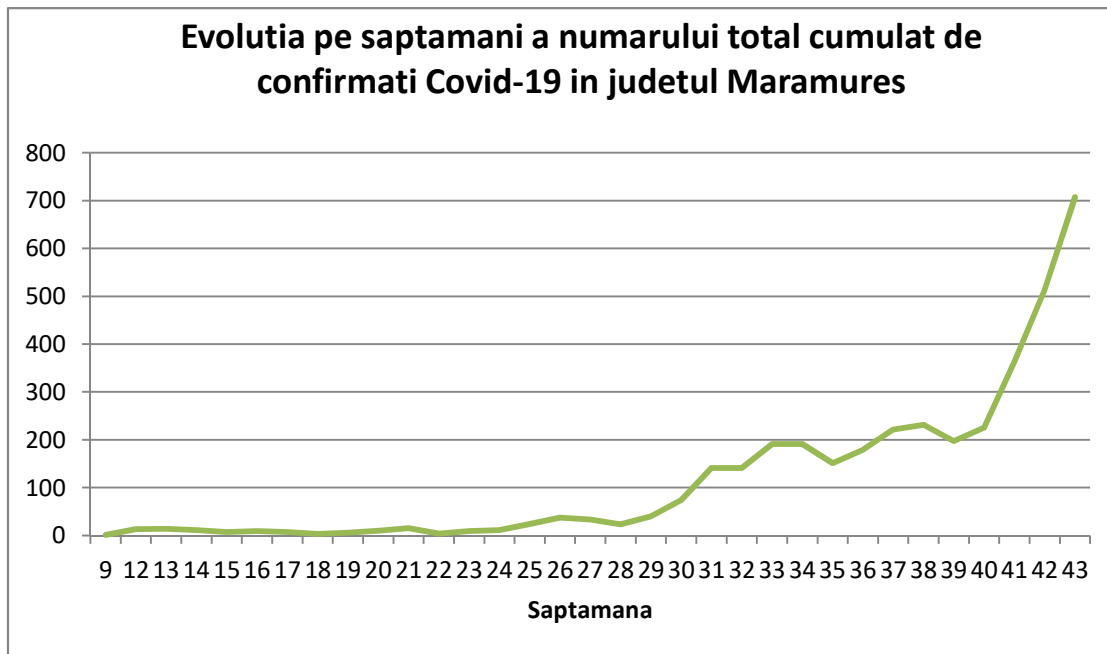


De la inceputul pandemiei Covid-19 pana la data de 25.10.2020, in judetul Maramures s-au inregistrat un numar total de 168 decese Covid-19.



Covid 19 Raport saptamanal de supraveghere Date raportate pana la data de 25.10.2020 in judetul Maramures

Graficele de mai jos arata evolutia pe saptamani a numarului total cumulat de confirmati si decese Covid-19 in judetul Maramures de la inceputul pandemiei Covid-19 pana la data de 25.10.2020 :

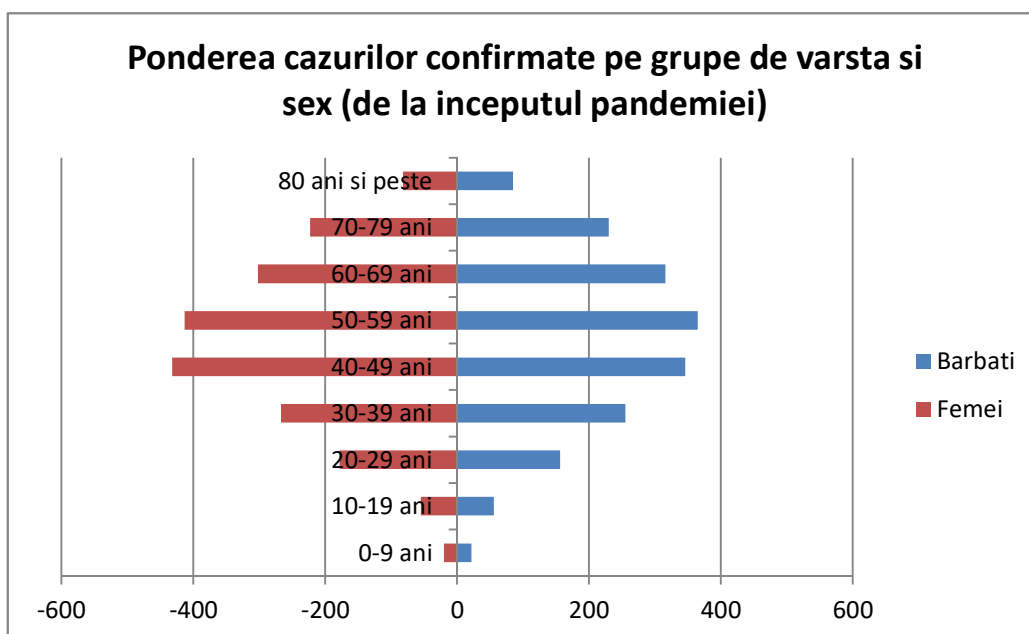
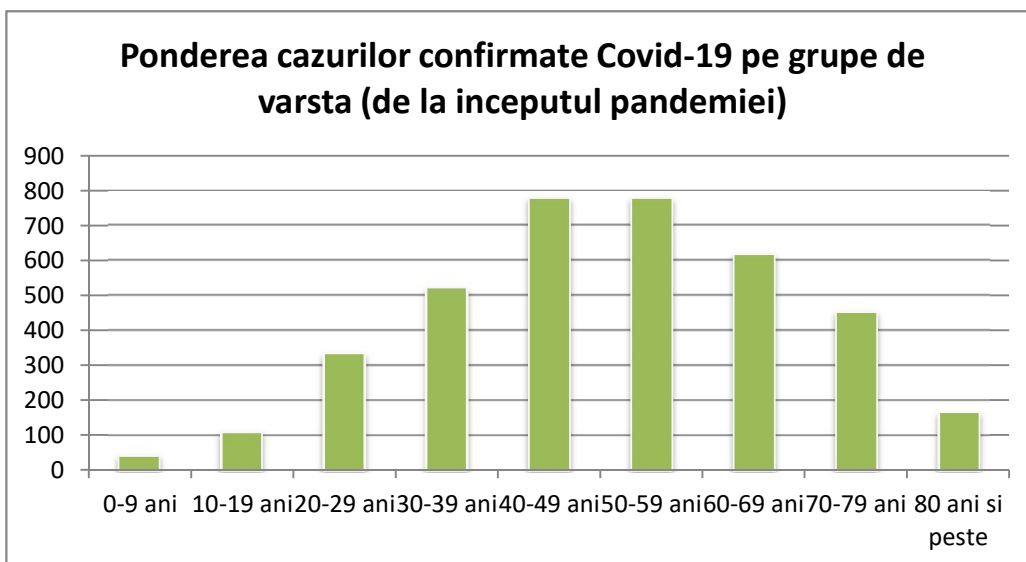


Covid 19 Raport saptamanal de supraveghere

Date raportate pana la data de 25.10.2020 in judetul Maramures

Analiza pe varste si sex a cazurilor confirmate Covid-19 in judetul Maramures de la inceputul pandemiei pana la data de 25.10.2020 :

Varsta	TOTAL	Barbati	Femei
0-9 ani	42	22	20
10-19 ani	111	56	55
20-29 ani	334	156	178
30-39 ani	522	255	267
40-49 ani	778	346	432
50-59 ani	778	365	413
60-69 ani	618	316	302
70-79 ani	453	230	223
80 ani si peste	167	85	82
total	3803	1831	1972

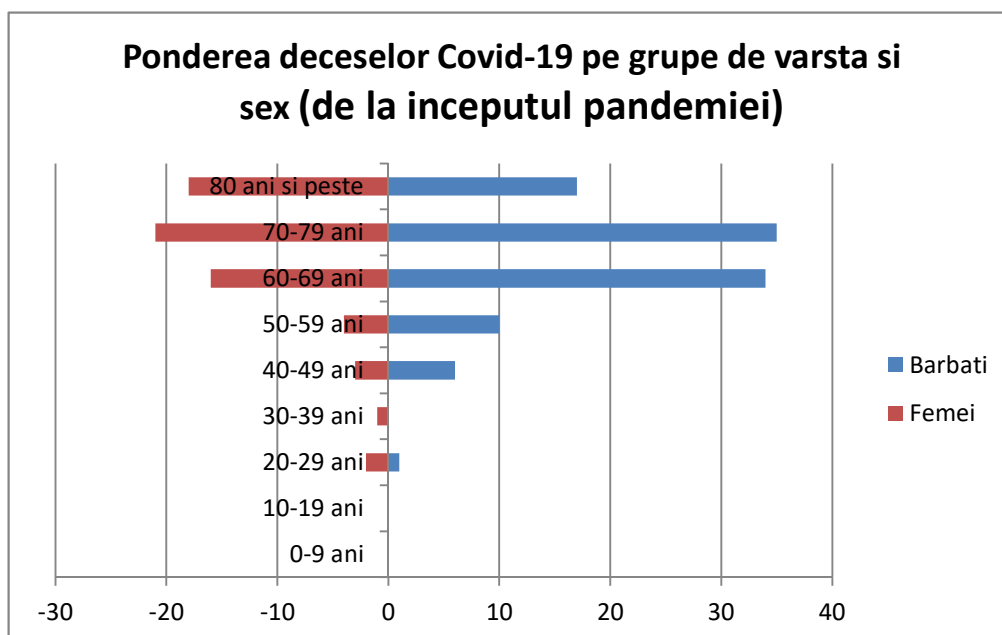
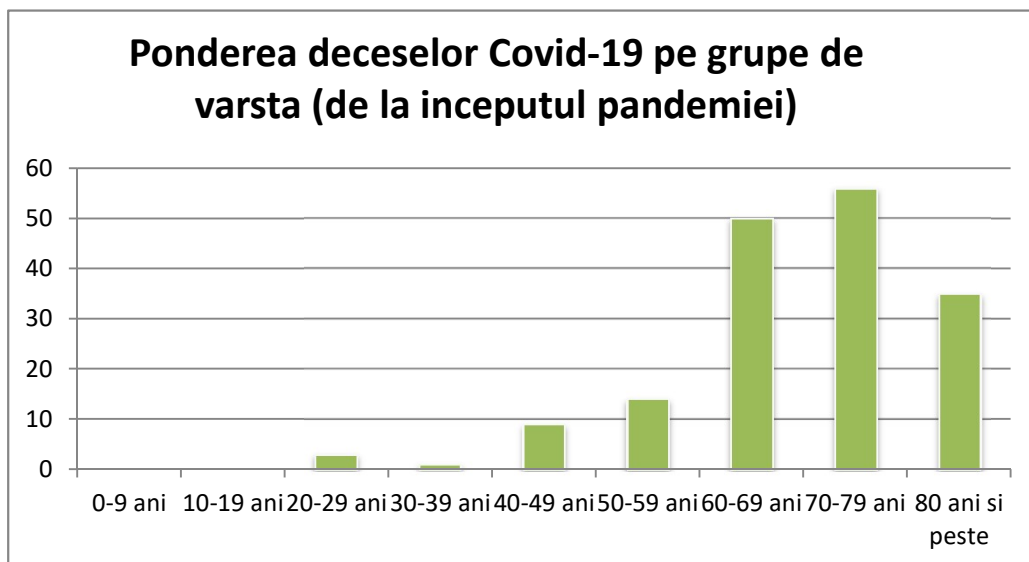


Covid 19 Raport saptamanal de supraveghere

Date raportate pana la data de 25.10.2020 in judetul Maramures

Analiza pe varste si sex a deceselor Covid-19 in judetul Maramures de la inceputul pandemiei pana la data de 25.10.2020 :

Varsta	TOTAL	Barbati	Femei
0-9 ani	0	0	0
10-19 ani	0	0	0
20-29 ani	3	1	2
30-39 ani	1	0	1
40-49 ani	9	6	3
50-59 ani	14	10	4
60-69 ani	50	34	16
70-79 ani	56	35	21
80 ani si peste	35	17	18
total	168	103	65



Covid 19 Raport saptamanal de supraveghere
Date raportate pana la data de 25.10.2020 in judetul Maramures

Analiza pe varste, sex si comorbiditati a deceselor Covid-19 din judetul Maramures de la inceputul pandemiei pana la data de 25.10.2020 este prezentata in tabelul urmator:

Numar total decese	numar	%
Total decese Covid-19	168	
decese la barbati	103	61.31
decese persoane peste 60 ani	141	83.93
Decese persoane cu cel putin o comorbiditate	151	89.88
afectiuni cardiovasculare	96	57.14
diabet	56	33.33
afectiuni neorologice	31	18.45
afectiuni renale	20	11.9
obezitate	43	25.6
afectiuni pulmonare	27	16.07
neoplasm	19	11.31
alte comorbiditati	63	37.5